

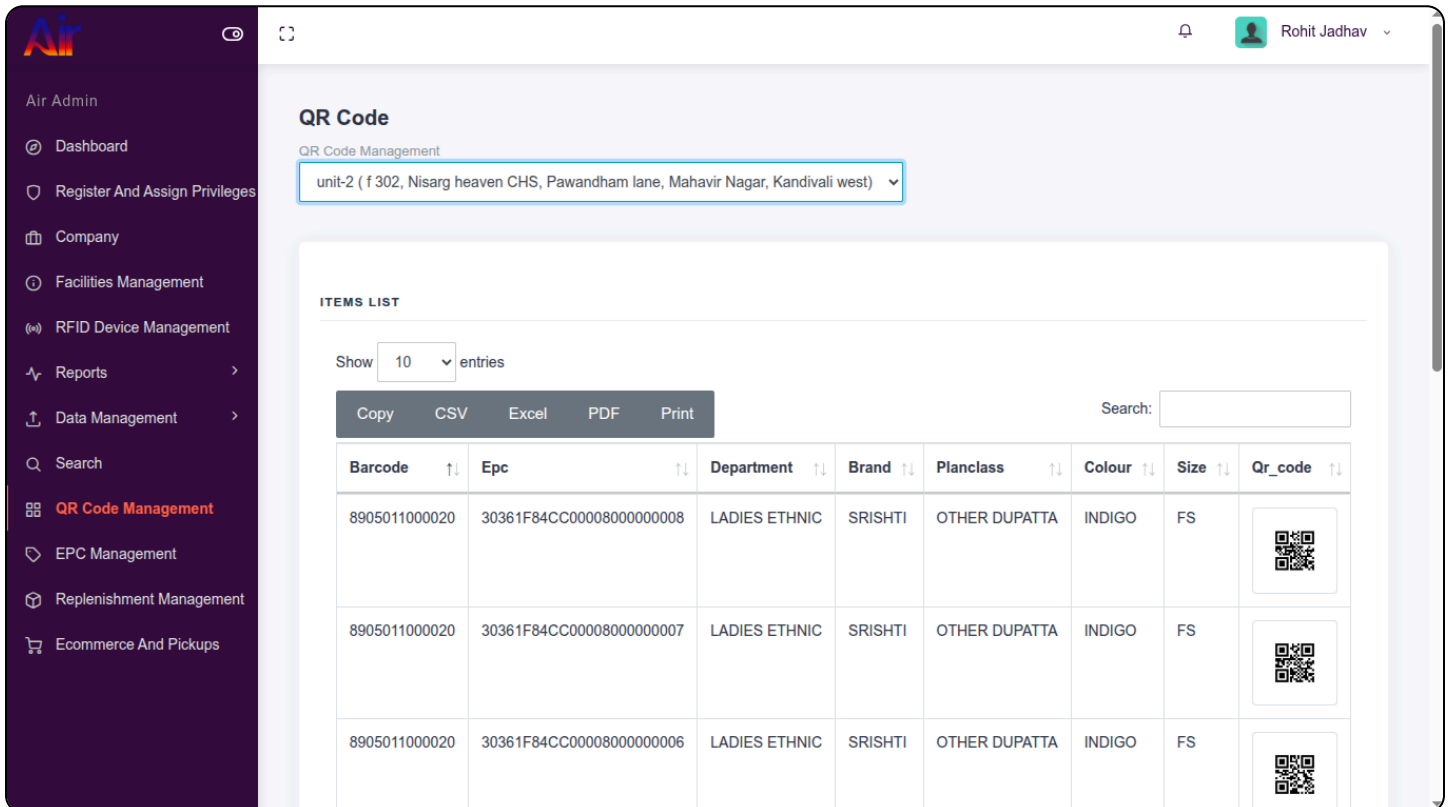
CLOUD-BASED AIR INVENTORY MANAGEMENT SOLUTION






 www.mindnotion.in

 +91 8097815771

 help@mindnotion.in



The screenshot displays the 'Air Admin' dashboard with a sidebar menu containing options like Dashboard, Register And Assign Privileges, Company, Facilities Management, RFID Device Management, Reports, Data Management, Search, QR Code Management (highlighted), EPC Management, Replenishment Management, and Ecommerce And Pickups. The main content area is titled 'QR Code' and shows 'QR Code Management' for a specific unit. Below this is an 'ITEMS LIST' table with columns for Barcode, Epc, Department, Brand, Planclass, Colour, Size, and Qr_code. The table contains three rows of data, each with a corresponding QR code. Above the table, there are options to 'Show 10 entries' and buttons for 'Copy', 'CSV', 'Excel', 'PDF', and 'Print'. A search bar is also present.

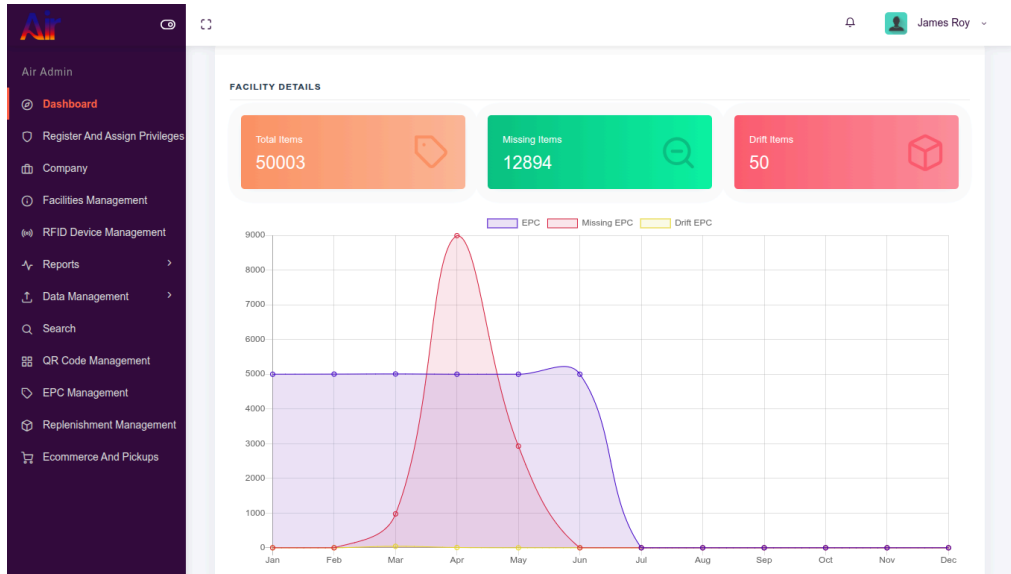
Barcode	Epc	Department	Brand	Planclass	Colour	Size	Qr_code
8905011000020	30361F84CC00008000000008	LADIES ETHNIC	SRISHTI	OTHER DUPATTA	INDIGO	FS	
8905011000020	30361F84CC00008000000007	LADIES ETHNIC	SRISHTI	OTHER DUPATTA	INDIGO	FS	
8905011000020	30361F84CC00008000000006	LADIES ETHNIC	SRISHTI	OTHER DUPATTA	INDIGO	FS	

In today's fast-paced, data-driven world, efficient inventory management is critical for business success across diverse industries. Our Cloud-based AIR Inventory Management Software is designed to deliver seamless integration and real-time visibility across multiple locations—whether it's a centralized warehouse, a retail outlet, a manufacturing unit, or a field operation. By leveraging cutting-edge Radio Frequency Identification (**RFID**) technology, this solution offers automated tracking, accurate asset monitoring, and faster inventory reconciliation with minimal human intervention.

Tailored for a wide range of sectors—including Warehouse Management, Retail, Manufacturing, Healthcare, Transportation & Logistics, and Agriculture—this software streamlines operations, reduces loss and shrinkage, and ensures inventory accuracy at every touch-point. Whether you're managing medical supplies, farm equipment, retail goods, or industrial components, our system empowers you with the insights and control needed to make smarter decisions and scale efficiently.

Here are the key cloud-based features of AIR Inventory Management Software

Dashboard: Real-Time Inventory Overview



- Live snapshot of current stock levels across multiple facilities locations.
- Visual indicators for in-stock, missing-stock, and drift items.
- Visual charts for stock trends, missing-stock, and drift items.

Further dashboard can be customisable as per customer's requirements.

Register And Assign Privileges

The 'Register And Assign Privileges' form allows users to create new accounts and assign specific privileges. It includes fields for user details and a comprehensive list of privileges to be assigned.

User Registration Fields:

- Select User Type: Air Admin
- Select Facility: None Selected
- First Name, Last Name, email, Password

Privileges details (set menu & subMenu to show):

- Dashboard
- Register And Assign Privileges
- Company
- Facilities Management
- RFID Device Management
- Reports
- Data Management
- Search
- QR Code Management
- EPC Management
- Replenishment Management
- Ecommerce And Pickups

Users List:

Name	Type	Delete	Edit
Sunil Shilar	Manager	<button>Delete</button>	<button>Edit</button>

Create login for company staff & assign privileges. It is not only registering user but also helps in providing with role-based access control to the user.

Facilities Management

Store / Infrastructure Management
Add / Manage Store / Infrastructure

ADD STORE / INFRASTRUCTURE

Entity Name* Select Facility Type*

Address* Select Currency*

Country* State*

City* Pincode*

FACILITY LIST

Show 10 entries

Copy CSV Excel PDF Print Search:

Name	Type	Address	Action	PLC	Add / Edit layout
unit-2	Store	f 302, Govt. MIDC, Industrial lane, Kamgar Nagar, Pune, Pune, Maharashtra, India. pincode - 412067	<input type="button" value="Edit"/> <input type="button" value="Delete"/>	<input type="button" value="Add"/>	<input type="button" value="Edit"/>
Malad Store	Store	Infinity Mall, Malad west, Mumbai, Maharashtra, India. pincode - 400064	<input type="button" value="Edit"/> <input type="button" value="Delete"/>	<input type="button" value="Add"/>	<input type="button" value="Edit"/>
Dakuni Factory	Factory	Post Office DANKUNI (SUB OFFICE), Hooghly, West Bengal, India. pincode - 712311	<input type="button" value="Edit"/> <input type="button" value="Delete"/>	<input type="button" value="Add"/>	<input type="button" value="Edit"/>

Showing 1 to 3 of 3 entries

Facilities Management bring multiple locations under one roof. In this you add / edit your multiple facilities which might be manufacturing unit, warehouse and store under one roof.

Add / Edit PLC Details

Has Floor

Has Zone

Has Aisle

Has Rack

Has Bay

Has Shelf

Has Bin

Showing 1 to 3 of 3 entries

Here for each respective facility you need to define infra layout (**PLC : Physical Location Code**) such as floors, zones within the floors, aisle, racks, bay, shell and bin respectively. Maintaining or arranging items is organised way further helps is infra space management, item locating and easy out audits and leads to the business growth further.

Location Layouts Management Of Unit-2 / Store
Location: f 302, Govt. MIDC, Industrial Lane, Kamgar Nagar, Pune, Maharashtra, Pune, 412067, India

ADD LOCATION LAYOUTS

Zone Facility Name*

Short Code* Select direction

FLOOR LIST

Show 10 entries

Search:

Name	Floor Name	Short Code	Action
unit-2	First Floor	FF	<input type="button" value="Delete"/>

Showing 1 to 1 of 1 entries

ZONE LIST

Show 10 entries

Search:

Name	Zone Name	Short Code	Direction	Action
unit-2	Zone1	ZNSW	West-southwest	<input type="button" value="Delete"/>
unit-2	Zone2	ZENE	East-northeast	<input type="button" value="Delete"/>

Showing 1 to 2 of 2 entries

AISLE LIST

Show 10 entries

Search:

Name	Aisle Name	Short Code	Action
unit-2	aisle1	a1	<input type="button" value="Delete"/>

Showing 1 to 1 of 1 entries

RACK LIST

Show 10 entries

Search:

Name	Rack Name	Short Code	Action
unit-2	rack1	R1	<input type="button" value="Delete"/>

Showing 1 to 1 of 1 entries

BAY LIST

Show 10 entries

Search:

Name	Bay Name	Short Code	Action
unit-2	Bay1	B1	<input type="button" value="Delete"/>

Showing 1 to 1 of 1 entries

SHELF LIST

Show 10 entries

Search:

Name	Shelf Name	Short Code	Action
unit-2	Shelf1	s1	<input type="button" value="Delete"/>

Showing 1 to 1 of 1 entries

BIN LIST

Show 10 entries

Search:

Name	Bin Name	Short Code	Action
unit-2	Bin1	B1	<input type="button" value="Delete"/>

Showing 1 to 1 of 1 entries

RFID Device Management

Air Admin

Dashboard

Register And Assign Privileges

Company

Facilities Management

RFID Device Management

Reports

Data Management

Search

QR Code Management

EPC Management

Replenishment Management

Add / Manage RFID Device

ADD RFID DEVICE

RFID Device Make *

IMEI Number Of Device*

Select Facility

Submit

RFID DEVICE LIST

Show 10 entries

Copy CSV Excel PDF Print

Search:

Facility	IMEI Number	Device Make	Delete	Edit
unit-2	356206203889937	Blue Bird	Delete	Edit

Showing 1 to 1 of 1 entries

Previous 1 Next

Add / edit RFID device with mapping to respective facility with make and IMEI number details.

Reports

Air Admin

Dashboard

Register And Assign Privileges

Company

Facilities Management

RFID Device Management

Reports

Inventory Scan

Missing Item

Drift Item

Sales

Return Item

Product Expiry

Data Management

Search

QR Code Management

EPC Management

Sales Management

Sales Management

unit-2 (f 302, Govt. MIDC, Industrial lane, Kamgar Nagar, Pune)

LIST OF ITEMS SALES

Show 10 entries

Copy CSV Excel PDF Print

Search:

Barcode	Epc	Department	Brand	Planclass	Colour	Size
8905011000020	30361f84cc0000800000000001	LADIES ETHNIC	Anuja	OTHER DUPATTA	INDIGO	FS
8905011000020	30361f84cc0000800000000002	LADIES ETHNIC	Anuja	OTHER DUPATTA	INDIGO	FS
8905011000020	30361f84cc0000800000000003	LADIES ETHNIC	Anuja	OTHER DUPATTA	INDIGO	FS
8905011000020	30361f84cc0000800000000004	LADIES ETHNIC	Anuja	OTHER DUPATTA	INDIGO	FS

Showing 1 to 4 of 4 entries

Previous 1 Next

Analytics & Reporting

- Generate customizable reports for inventory trends, shrinkage analysis, and stock ageing.
- Support for exporting data to Excel, CSV, PDF, e.t.c.

Data Management

Centralized Data Management: All data is stored and managed in a secure cloud environment.

Dashboard

Register And Assign Privileges

Company

Facilities Management

RFID Device Management

Reports

Data Management

- Import Data
- Error Log
- Import Sales Data

Search

QR Code Management

Data Management

Create Database Tables

ADD PRODUCTS-BARCODE DATABASE COLUMNS

Select Facility

Dakuni Factory (Post Office DANKU)

Default database column name

item_image

Default required field (base64 image)

Default database column name

min_reorder_qty

Default required field

Default database column name

is_perishable

Default required field

Default database column name

cost_price

Default required field

Default database column name

discount

Default required field

Enter database column name

Only lowercase alphabets allowed

Default database column name

barcode

Default required field

Default database column name

expiry_date

Default required field

Default database column name

selling_price

Default required field

Products category display level

None

Submit

FACILITY DATABASE TABLE LIST

Show

10

entries

Facility	Product Barcode Table	EPC Table	PLC Status Table	Action
unit-2 (f302, Govt. MIDC, Industrial lane, Kamgar Nagar, Pune)	product_barcode_2	item_epc_2	plc_status_2	<div>View</div>

Showing 1 to 1 of 1 entries

Import Customer custom data of item-barcode and various other related attributes.

My Action

Dashboard

Register And Assign Privileges

Company

Facilities Management

RFID Device Management

Reports

Data Management

- Import Data
- Error Log
- Import Sales Data

Search

QR Code Management

Import Sales Data

Import Sales Barcode - EPC Management

SALES BARCODE - EPC COLUMNS DETAILS

Important

Create XLSX File and add data in below listed table format and then import in below form. Also For Null columns use "NULL" value.

Show

10

entries

Search

barcode	epc
No data available in table	

Showing 0 to 0 of 0 entries

Previous

Next

Select Facility

Dakuni Factory (Post Office DANKUNI (SUB OFFICE))

Upload Sales File

Only XLSX File

Choose file

No file chosen

Upload

Import Sales Data which is barcode and EPC (Electronic Product Code) associated with it.

Search

Search the item with barcode, EPC or listed custom item attributes. It also provide the current location details of the item within the facility.

The screenshot shows the 'Search' page in the Air Admin system. The left sidebar contains a menu with options: Air Admin, Dashboard, Register And Assign Privileges, Company, Facilities Management, RFID Device Management, Reports, Data Management, Search (highlighted), QR Code Management, EPC Management, Replenishment Management, and Ecommerce And Pickups. The main content area is titled 'SEARCH DETAILS' and features a search form with 'Select Facility*' (unit-2 (f 302, Govt. MIDC, Indus)) and 'Keyword*' (Anuja). A 'Submit' button is present. Below the form is the 'SEARCH ITEMS LIST' section, which includes a 'Show 10 entries' dropdown and a table with columns: Barcode, Epc, Department, Brand, Planclass, Colour, Size, and Location. The table contains three rows of data, each with a 'Location' button.

Barcode	Epc	Department	Brand	Planclass	Colour	Size	Location
8905011000020	30361F84CC00008000000008	LADIES ETHNIC	Anuja	OTHER DUPATTA	INDIGO	FS	<button>Location</button>
8905011000020	30361F84CC00008000000007	LADIES ETHNIC	Anuja	OTHER DUPATTA	INDIGO	FS	<button>Location</button>
8905011000020	30361F84CC00008000000006	LADIES ETHNIC	Anuja	OTHER DUPATTA	INDIGO	FS	<button>Location</button>

QR Code Management

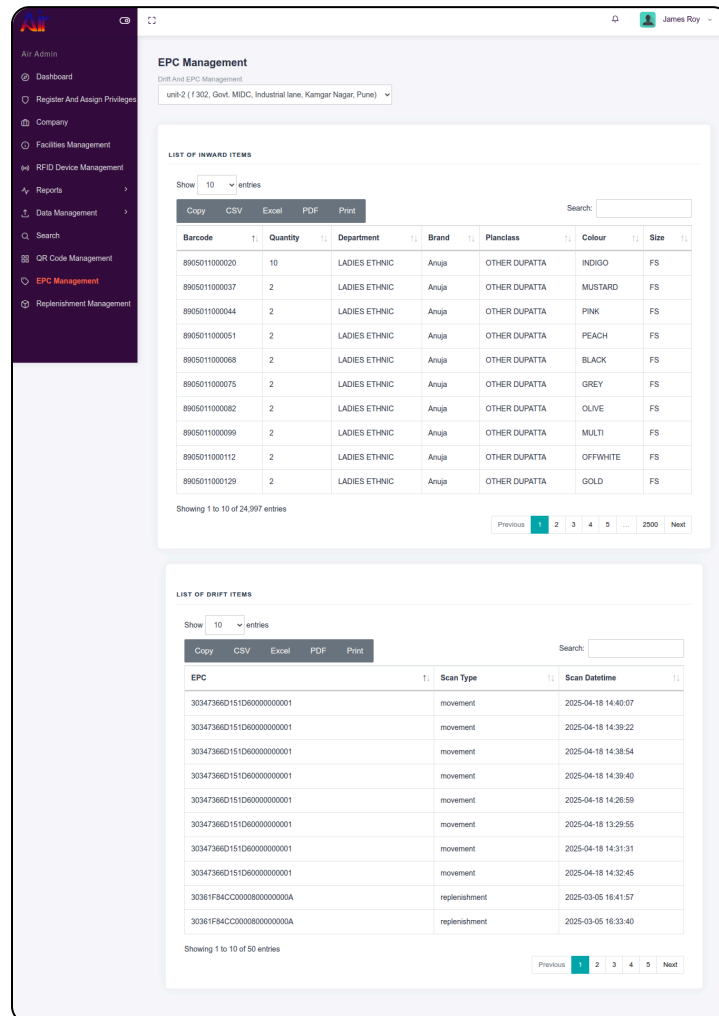
Automatically generated QR code for each item. This QR code is mapped to the EPC of item and can be useful for printing and sticking on the items.

The screenshot shows the 'QR Code Management' page in the Air Admin system. The left sidebar is the same as in the Search page. The main content area is titled 'QR Code' and features a dropdown menu for 'QR Code Management' (unit-2 (f 302, Govt. MIDC, Industrial lane, Kamgar Nagar, Pune)). Below this is the 'ITEMS LIST' section, which includes a 'Show 10 entries' dropdown and a table with columns: Barcode, Epc, Department, Brand, Planclass, Colour, Size, and Qr_code. The table contains three rows of data, each with a QR code image.

Barcode	Epc	Department	Brand	Planclass	Colour	Size	Qr_code
8905011000020	30361F84cc0000800000000001	LADIES ETHNIC	Anuja	OTHER DUPATTA	INDIGO	FS	
8905011000020	30361F84cc0000800000000004	LADIES ETHNIC	Anuja	OTHER DUPATTA	INDIGO	FS	
8905011000020	30361F84CC0000800000000003	LADIES ETHNIC	Anuja	OTHER DUPATTA	INDIGO	FS	

EPC Management

It provide information of all the inwarded items (Entry in database) in the respective facility with details of drift item (Not found in database) found during different type of scan operation like movement, inventory, & e.t.c.



Replenishment Barcode – EPC

It provide details of item that need to replenish by any respective facility.

Air Admin

Dashboard

Register And Assign Privileges

Company

Facilities Management

RFID Device Management

Reports

Data Management

Search

QR Code Management

EPC Management

Replenishment Management

Ecommerce And Pickups

Replenishment Barcode - EPC

Replenishment Barcode - EPC Management

REPLENISHMENT BARCODE - EPC COLUMNS DETAILS

Important

Create XLSX file and add data in below listed table format and then import in below form. Also For Null columns use "NULL" value.

Show

10

entries

Export

Search:

barcode

↑↓

epc

↑↓

No data available in table

Showing 0 to 0 of 0 entries

Previous

Next

Select Facility

unit-2 (1302, Govt. MIDC, Industrial lane, Kamgar Nagar, Pune)

Upload Replenishment File

Only XLSX file

Choose file

No file chosen

Upload

unit-2 (1302, Govt. MIDC, Industrial lane, Kamgar Nagar, Pune)

LIST OF REPLENISHMENT BARCODE - EPC ITEMS

Show

10

entries

Copy

CSV

Excel

PDF

Print

Search:

Barcode

↑↓

Epc

↑↓

Department

↑↓

Brand

↑↓

Planclass

↑↓

Colour

↑↓

Size

↑↓

8905011000020

30361f84cc00008000000003

LADIES ETHNIC

Anuja

OTHER DUPATTA

INDIGO

FS

8905011000020

30361f84cc000080000000004

LADIES ETHNIC

Anuja

OTHER DUPATTA

INDIGO

FS

Showing 1 to 2 of 2 entries

Previous

1

Next

unit-2 (1302, Govt. MIDC, Industrial lane, Kamgar Nagar, Pune)

LIST OF REFILL BARCODE - EPC ITEMS

Show

10

entries

Copy

CSV

Excel

PDF

Print

Search:

Barcode

↑↓

Epc

↑↓

Department

↑↓

Brand

↑↓

Planclass

↑↓

Colour

↑↓

Size

↑↓

Size

↑↓

No data available in table

Showing 0 to 0 of 0 entries

Previous

Next

E-commerce & Pick-ups

This features is helpful for e-commerce pick-ups and returned items details.

Air Admin

Dashboard

Register And Assign Privileges

Company

Facilities Management

RFD Device Management

Reports

Data Management

Search

QR Code Management

EPC Management

Replenishment Management

E-commerce And Pickups

E-Commerce And Pickup

E-Commerce And Pickup Management

E-COMMERCE PICKUP

Select Facility

Dakuni Factory (Post Office DANKUNI (SUB OFFICE))

Barcode

EPC

Consignee Name

Cash

Transaction ID

Transporter

Date OF Dispatch

Save

E-COMMERCE RETURNED ITEM

Select Facility

Dakuni Factory (Post Office DANKUNI (SUB OFFICE))

Barcode

EPC

Remark

No

Date OF Returned

Save